

DISCHI DIAMANTATI CORONA CONTINUA E TURBO (PER CERAMICA E PORCELLANATO)



DISCHI DIAMANTATI



179CC350



179CC300



179CC200



179CC200E



179CC180



179CC150




179CC115



179CC150SE




179CCT350



179CCT300



179CCT250



179CCT125



179CCT115

DISCHI DIAMANTATI CORONA CONTINUA PER CERAMICA E GRES PORCELLANATO (UTILIZZO AD ACQUA)

Articolo					Altezza fascio							
179CC350	8024648004048	1	350 mm	14"	30 / 25,4 mm	1 3/16" / 1"	7 mm	9/32"	1,40 Kg	3 lbs	1,6 Kg	3.5 lbs
179CC300	8024648004055	1	300 mm	12"	30 / 25,4 mm	1 3/16" / 1"	10 mm	13/32"	1 Kg	2.2 lbs	1,2 Kg	2.6 lbs
179CC200	8024648004079	1	200 mm	8"	25,4 mm	1"	7 mm	9/32"	400 gr	14.1 oz	600 gr	21.2 oz
179CC200E	8024648004086	1	200 mm	8"	25,4 mm	1"	10 mm	13/32"	400 gr	14.1 oz	500 gr	17.6 oz
179CC180	8024648004093	1	180 mm	7"	25,4 mm	1"	10 mm	13/32"	300 gr	10.6 oz	400 gr	14.1 oz
179CC150	8024648004109	1	150 mm	6"	25,4 mm	1"	10 mm	13/32"	170 gr	6.0 oz	250 gr	8.8 oz
179CC115	8024648004192	1	115 mm	4 1/2"	20 mm	5/8"	6 mm	1/4"	110 gr	3.8 oz	120 gr	4.2 oz

DISCHI DIAMANTATI CORONA CONTINUA PER CERAMICA E GRES PORCELLANATO (UTILIZZO A SECCO)


Articolo					Altezza fascio							
179CC150SE	8024648087171	1	150 mm	6"	22,2 mm	7/8"	8 mm	5/16"	230 gr	8.1 oz	340 gr	11.9 oz

DISCHI DIAMANTATI TURBO PER CERAMICA E GRES PORCELLANATO (UTILIZZO AD ACQUA)

Articolo					Altezza fascio							
179CCT350	8024648003980	1	350 mm	14"	30 / 25,4 mm	1 3/16" / 1"	7 mm	9/32"	1,55 Kg	3.4 lbs	1,6 Kg	3.5 lbs
179CCT300	8024648003997	1	300 mm	12"	30 / 25,4 mm	1 3/16" / 1"	7 mm	9/32"	900 gr	31.7 oz	1 Kg	2.2 lbs
179CCT250	8024648004000	1	250 mm	10"	25,4 mm	1"	7 mm	9/32"	700 gr	24.7 oz	800 gr	28.2 oz
179CCT115	8024648004024	1	115 mm	4 1/2"	20 mm	5/8"	6 mm	1/4"	110 gr	3.8 oz	120 gr	4.2 oz

DISCHI DIAMANTATI TURBO PER CERAMICA E GRES PORCELLANATO (UTILIZZO A SECCO)

Articolo					Altezza fascio							
179CCT125	8024648075703	1	125 mm	4 15/16"	25,4 mm	1"	7 mm	9/32"	110 gr	3.9 oz	150 gr	5.3 lbs





179CCT250E



179CCT300E



179CCT350E




179SET600
179SET600CF



179SET500



179SET400TU



179SET360E



179SET350G



179SET300



179SET300G

DISCHI DIAMANTATI TURBO PER EDILIZIA

Articolo	Barcode	Box	Diagram 1	Diagram 2	Altezza fascia		Weight 1	Weight 2				
179CCT250E	8050532002319	1	250 mm	10"	25,4 mm	1 3/16"	7 mm	9/32"	1,6 Kg	3.5 lbs	1,8 Kg	4 lbs
179CCT300E	8050532002326	1	300 mm	12"	25,4 mm	1 3/16"	7 mm	9/32"	1 Kg	2.2 lbs	1,2 Kg	2.6 lbs
179CCT350E	8050532002333	1	350 mm	14"	30 / 25,4 mm	1 3/16" / 1"	7 mm	9/32"	1 Kg	2.2 lbs	1,2 Kg	2.6 lbs

DISCHI DIAMANTATI SETTORI PER EDILIZIA

Articolo	Barcode	Box	Diagram 1	Diagram 2	Altezza fascia		Weight 1	Weight 2				
179SET600	8024648059536	1	630 mm	24 7/8"	30 mm	1 3/16"	10 mm	13/32"	8,5 Kg	18.7 lbs	9,3 Kg	20.5 lbs
179SET500	8024648017925	1	500 mm	20"	30 mm	1 3/16"	7 mm	9/32"	4,5 Kg	9.8 lbs	4,9 Kg	10.8 lbs
179SET360E	8024648054166	1	360 mm	14 3/16"	30 / 25,4 mm	1 3/16" / 1"	7 mm	9/32"	1,7 Kg	3.7 lbs	2,5 Kg	5.5 lbs
179SET300	8024648004130	1	300 mm	12"	30 / 25,4 mm	1 3/16" / 1"	7 mm	9/32"	1 Kg	2.2 lbs	1,2 Kg	2.6 lbs

DISCHI DIAMANTATI SETTORI PER GRANITO E MARMO


Articolo	Barcode	Box	Diagram 1	Diagram 2	Altezza fascia		Weight 1	Weight 2				
179SET350G	8024648005946	1	350 mm	14"	30 / 25,4 mm	1 3/16" / 1"	7 mm	9/32"	1,6 Kg	3.5 lbs	1,8 Kg	4 lbs
179SET300G	8024648004147	1	300 mm	12"	30 / 25,4 mm	1 3/16" / 1"	7 mm	9/32"	1 Kg	2.2 lbs	1,2 Kg	2.6 lbs

DISCHI DIAMANTATI A SETTORI PER CEMENTO/FERRO

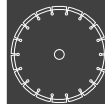
Articolo	Barcode	Box	Diagram 1	Diagram 2	Altezza fascia		Weight 1	Weight 2				
179SET600CF	8024648060761	1	600 mm	23 5/8"	30 mm	1 3/16"	10 mm	13/32"	6,9 Kg	15.2 lbs	7,3 Kg	16.1 lbs

DISCHI DIAMANTATI A SETTORI PER TUFO

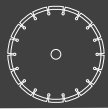
Articolo	Barcode	Box	Diagram 1	Diagram 2	Altezza fascia		Weight 1	Weight 2				
179SET400TU	8024648065667	1	406 mm	16"	25,4 mm	1"	7 mm	9/32"	2,3 Kg	5 lbs	2,8 Kg	6.2 lbs



DISCHI DIAMANTATI



DISCHI DIAMANTATI PER PORCELLANATO (TAGLIO, BISELLO, SCANALATURA)



DISCHI DIAMANTATI



179SET300BS



179SET250SP



179SET200SP



179SET350B



179SET300B



179SET250BE



179CC250B



179SCAN4D300

DISCHI DIAMANTATI SETTORI SPECIALI PORCELLANATO TECNOLOGIA MULTISTRATO ("SANDWICH")

Articolo								Altezza fascia					
179SET300BS	8024648076076	1	300 mm	12"	30/25,4 mm	1 3/16" / 1"	10 mm	13/32"	1 Kg	2.2 lbs	1,2 Kg	2,6 lbs	
179SET250SP	8024648080912	1	250 mm	10"	25,4 mm	1"	10 mm	13/32"	780 gr	27.5 oz	1 Kg	2,2 lbs	
179SET200SP	8024648076137	1	200 mm	8"	25,4 mm	1"	10 mm	13/32"	574 gr	20.2 oz	1,2 Kg	2,6 lbs	

DISCHI DIAMANTATI SETTORI PER PORCELLANATO E CERAMICA

Articolo								Altezza fascia					
179SET350B	8024648011022	1	350 mm	12"	30/25,4 mm	1 3/16" / 1"	10 mm	13/32"	1,3 Kg	2.9 lbs	1,6 Kg	3.5 lbs	
179SET300B	8024648004154	1	300 mm	12"	30/25,4 mm	1 3/16" / 1"	10 mm	13/32"	1 Kg	2.2 lbs	1,2 Kg	2.6 lbs	
179SET250BE	8024648054166	1	250 mm	10"	25,4 mm	1"	10 mm	13/32"	574 gr	20.2 oz	1,2 Kg	2,6 lbs	

DISCHI DIAMANTATI CORONA CONTINUA FASCIA V45° PER BISELLO

Articolo			Sagoma fascia						Altezza fascia					
179CC250B	8024648004161	1		250 mm	10"	30 mm	1 3/16"	10 mm	13/32"	600 gr	21.2 oz	650 gr	23 oz	

DISCHI DIAMANTATI SCANALATORI

Articolo			Sagoma fascia	Spessore disco						Altezza fascia					
179SCAN4D300	8024648071415	1		4 mm	5/32"	300 mm	12"	30 mm	1 3/16"	30 mm	1 3/16"	1 Kg	2.2 lbs	1,2 Kg	2,6 lbs

